

CHAPTER IV
RESULT OF THE STUDY

This chapter presents the description of the data and the result of the data analysis.

A. Result of the Data

In this part, the result of the data of developing noun phrase worksheet for the second semester students at State Islamic Institute of Palangka Raya were presented by using the questionnaires.

The questionnaires included 30 items aimed for the students and 33 items for the lecturers to know the responses and needs to the noun phrase worksheet. The respondents of this research were 65 students and 2 lecturers of the State Islamic Institute of Palangka Raya.

The data of the respondents can be seen in the following tables.

Tabel 4.1
Total of students

No	Gender/Class		Total
1	Class B		25
	Male	Female	
	8	17	
2	Class C		20
	Male	Female	
	6	14	
3	Class D		20

	Male	Female	
	7	13	
Total			65

Tabel 4.2
Total of lectures

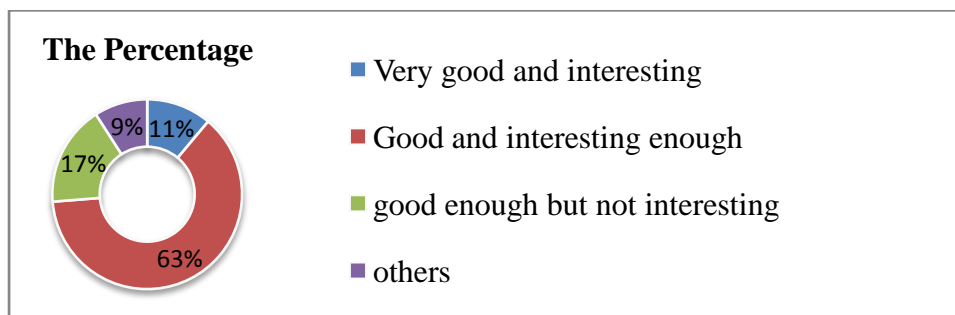
No	Gender		Total
1	Male	Female	2
	1	1	

B. The Students' Response Related to the Worksheet

The data of the students' needs, opinions, responses, and interests can be seen in the following charts.

1. Students' Response Related to the Worksheet

Chart 4.1

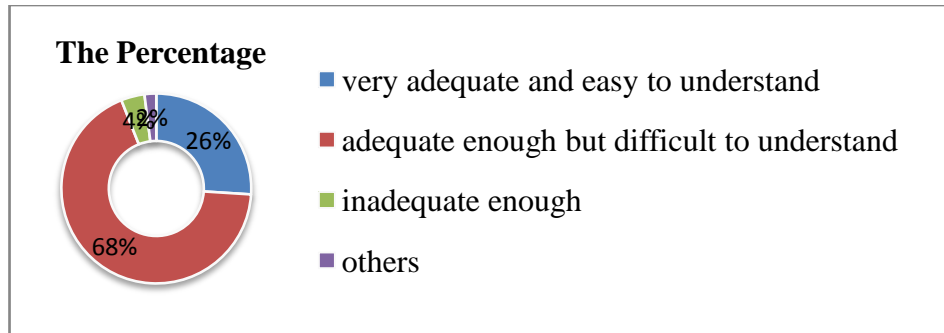


6 students (11.32%) stated that the worksheet was very good and interesting. 33 other students (62.26%) stated that the worksheet was good and interesting enough. 9 other students (16.98%) stated that the worksheet was good enough but not interesting. 5 other students (9.43%)

had other choices like the worksheet was interesting but the strategy in teaching using the worksheet was not good enough.

2. Students' Response Related to the Use of Worksheet

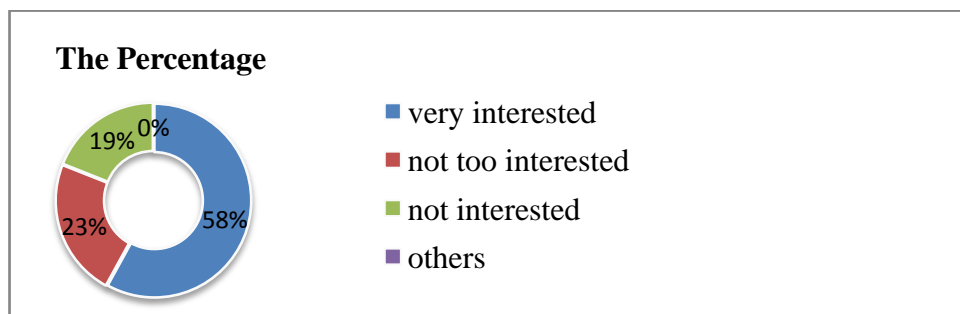
Chart 4.2



14 students (26.41%) stated that the worksheet was very adequate and easy to understand. 36 other students (67.92%) stated that the worksheet was adequate enough but difficult to understand. 2 other students (3.77%) stated that the worksheet was inadequate enough. Another student (1.88%) had no idea.

3. Students' Opinion Related to Their Interest to the Worksheet Used in Campus

Chart 4.3

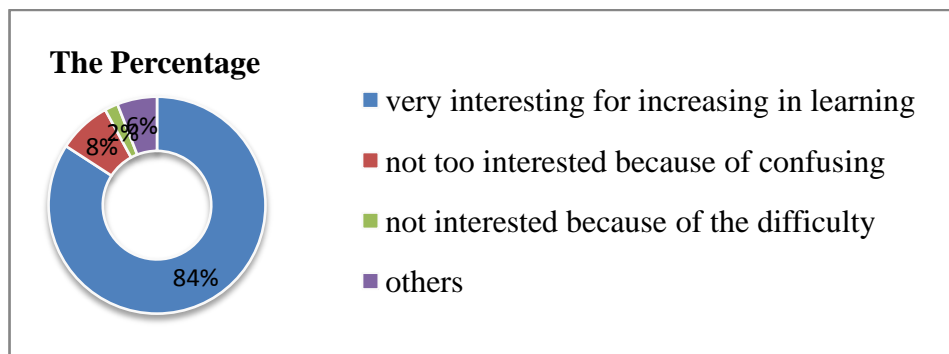


31 students (58.49%) stated that they were so interested in the kinds of the question in the worksheet that were easy to answer. 12 other

students (22.64%) stated that they were not too interested in the monotonous colour of the worksheet. 10 other students (18.86%) were not interested in the questions in the worksheet that were difficult to understand.

4. Students' Opinion Related to Their Interest in Learning Noun Phrase Using the Worksheet

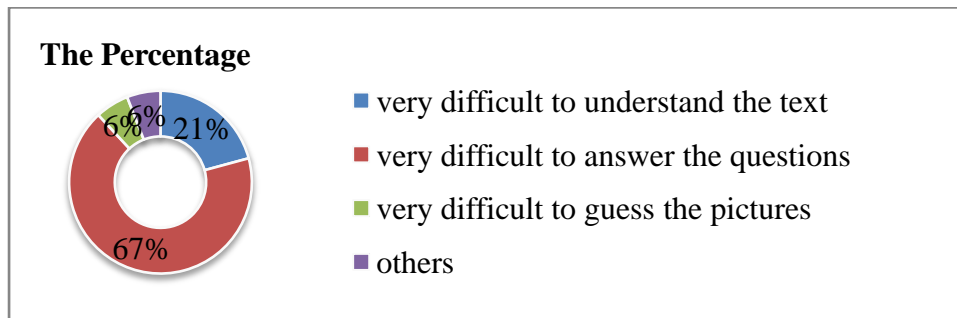
Chart 4.4



45 students (84.90%) thinking that they were so interested in learning noun phrase using the worksheet because the worksheet could increase their understanding. 4 other students (7.54%) were not too interested because of confusing. Another student (1.88%) was not interested because the lesson was difficult to understand by using the worksheet. 3 other students (5.66%) stated that they did not study noun phrase yet.

5. Students' Reason Related to Their Difficulties in Learning Using the Worksheet

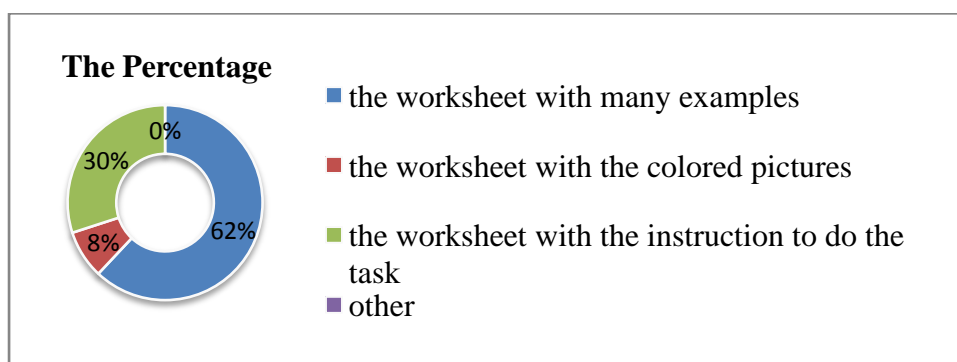
Chart 4.5



11 students (20.75%) stated that it was difficult to understand the text in the worksheet. 36 other students (67.92%) stated that it was difficult to answer the questions in the worksheet. 3 other students (5.66%) also stated that it was difficult to guess pictures in the worksheet related to the material. 3 other students (5.66%) stated that some of the questions were difficult.

6. Students' Opinion Related to the understandable worksheet

Chart 4.6

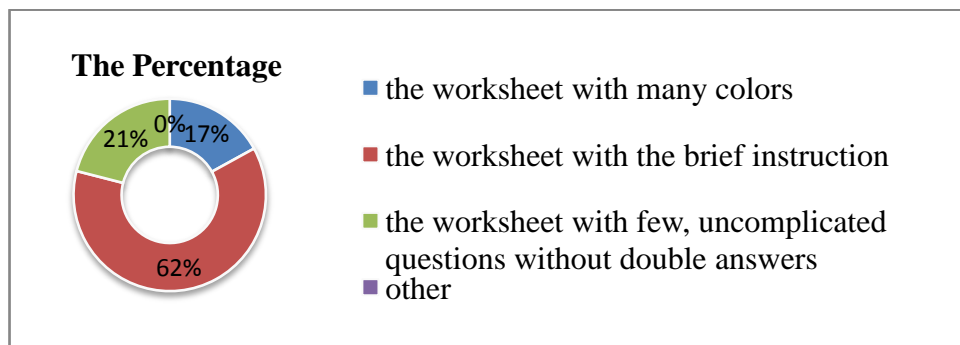


33 students (62.26) stated that worksheet should have many examples. 4 other students (7.54%) wanted the worksheet with many

colored pictures. 16 other students (30.18%) also wanted worksheet with many examples and the instruction to do the task.

7. Students' Opinion Related to the Interesting and Understandable Worksheet


Chart 4.7



9 students (16.98%) wanted the worksheet with many colors, not only black and white worksheet. 33 other students (62.26%) wanted the worksheet with the brief instruction to do the task in the worksheet. 11 other students (20.75%) did not want the complicated questions in the worksheet with double answers.

8. Students' Opinion Related to the Available Worksheet

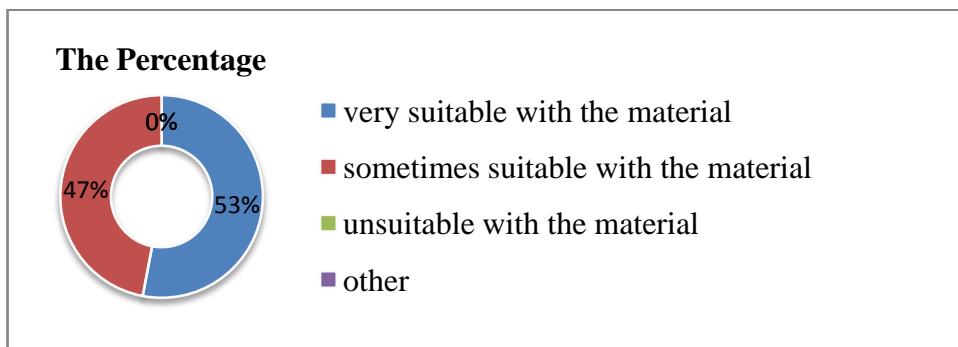
Chart 4.8



29 students (54.71%) stated that they were very happy. 24 other students (45.28%) were not too happy.

9. Students' Opinion Related to the Suitability between Questions in the Worksheet with the Material

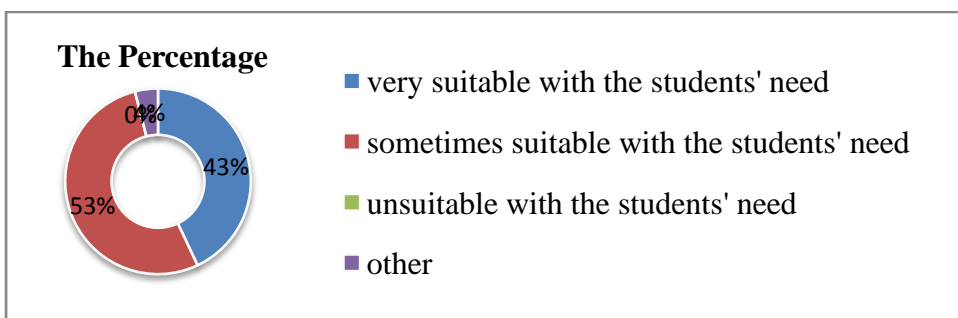
Chart 4.9



28 students (52.83%) stated that the questions in the worksheet were very suitable with the material. 25 other students (47.16%) said that the questions in the worksheet were sometimes suitable with the material.

10. Students' Opinion Related to the Suitability between Questions in the Worksheet with the Need of Students

Chart 4.10

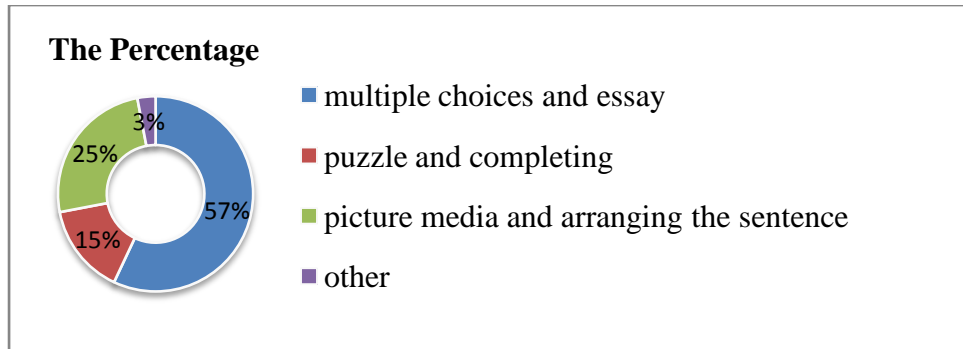


23 students (43.39%) stated that the worksheet was very suitable with their needs. 28 other students (52.83%) stated that the worksheet was

sometimes suitable with their needs. 2 other students (3.77%) also stated that the essay of the worksheet was inadequate.

11. Students' Opinion Related to the Wanted Questions in the Worksheet

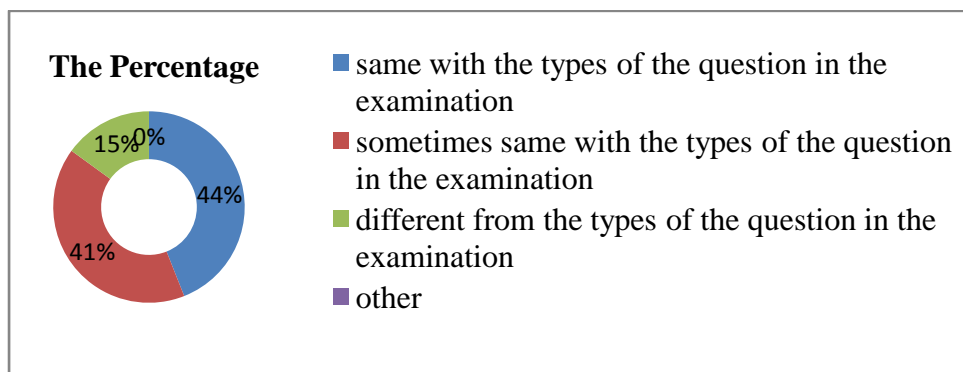
Chart 4.11



30 students (56.60%) wanted the worksheet with multiple choices and essay. 8 other students (15.09%) wanted the worksheet with puzzle and completing questions. 13 other students (24.52%) wanted the worksheet with picture media and arranging the sentences. 2 other students (3.77%) wanted the worksheet with multiple choices and filling in the blank.

12. Students' Opinion Related to the Similarity between the Questions in the Worksheet with the Questions in Examination

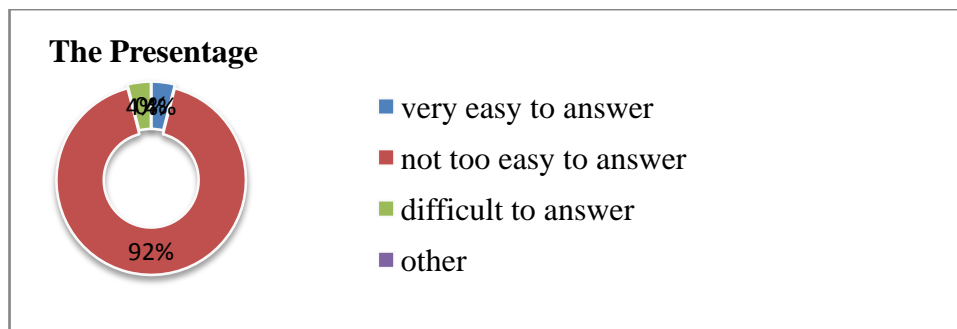
Chart 4.12



23 students (43.39%) stated that the questions in the worksheet were same with the types of question in examination. 22 other students (41.50%) stated that the questions in the worksheet were sometimes same with the types of question in examination. 8 other students (15.09%) stated that the questions in the worksheet were different with the types of question in examination.

13. Students' Opinion Related to the Difficulty Level of the Questions in the Worksheet

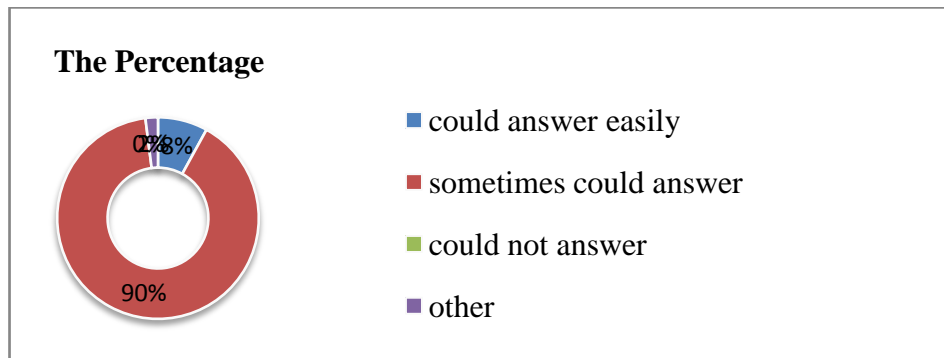
Chart 4.13



2 students (3.77%) stated that the questions in the worksheet were so easy to answer. 49 other students (92.45%) stated that the questions were little bit difficult to answer. 2 other students (3.77%) stated the questions were so difficult to answer.

14. Students' Opinion Related to Their Ability in Answering the Questions in the Worksheet

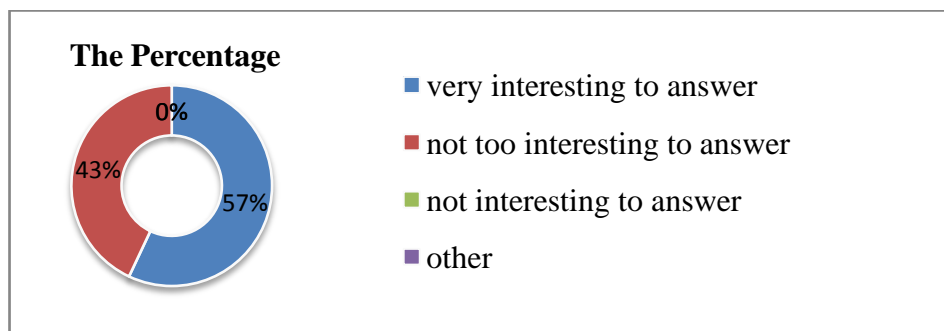
Chart 4.14



4 students (7.54%) stated that they could answer the questions easily. 48 other students (90.56%) sometimes could answer the questions. Another student (1.88%) stated that the questions were sometimes difficult to answer.

15. Students' Opinion Related to the Interest Level of the Questions in the Worksheet to Answer

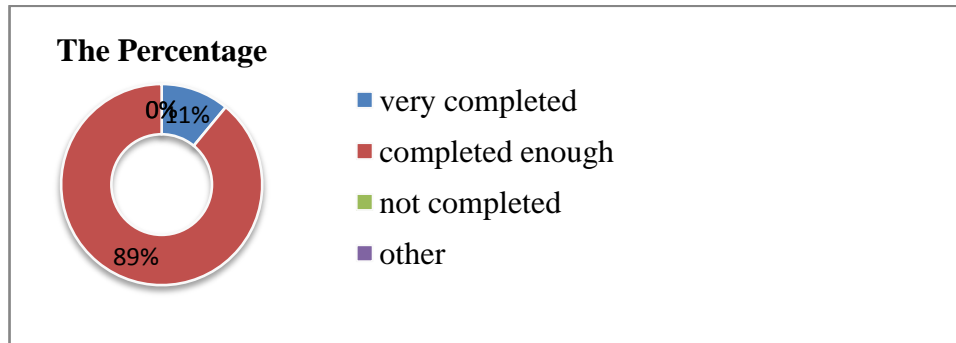
Chart 4.15



30 students (56.60%) stated that the questions in the worksheet were interesting to answer. 23 other students (43.39%) stated that the questions in the worksheet were sometimes interesting to answer.

16. Students' Response toward the Worksheet Completing Their Need

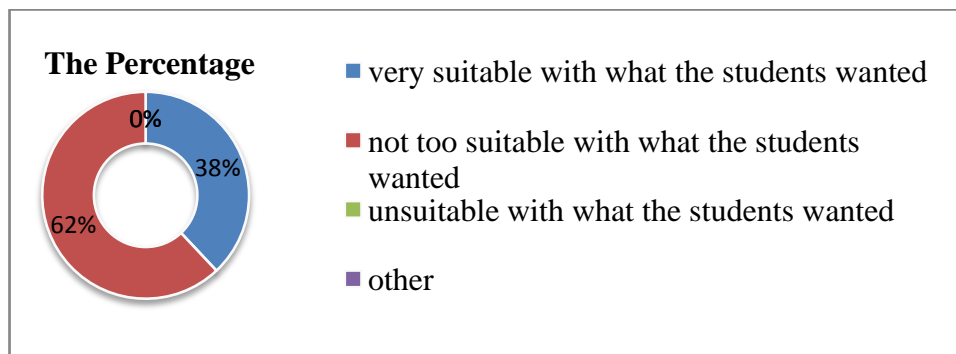
Chart 4.16



6 students (11.32%) stated that their need toward the worksheet was very completed. 47 other students (88.67%) stated that their need toward the worksheet was completed enough.

17. Students' Opinion Related to the Suitability between the Worksheet with the Students' Need

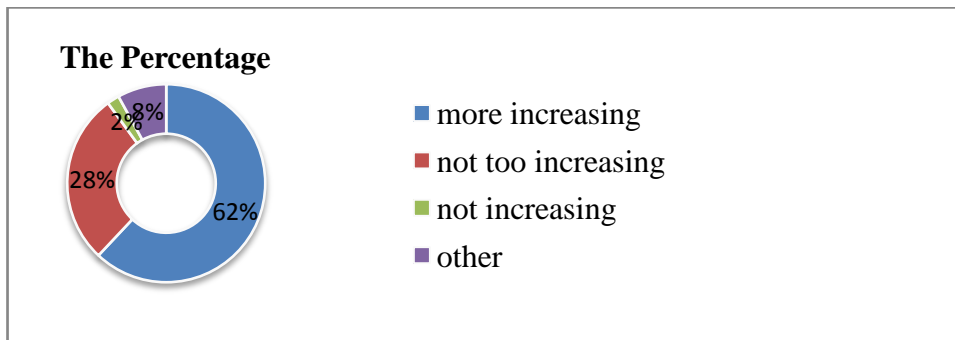
Chart 4.17



20 students (37.73%) stated that the worksheet was very suitable with what they wanted. 33 other students (62.26%) stated that the worksheet was little bit suitable with what they wanted.

18. Students' Opinion Related to Their Understanding Noun Phrase after Learning the Worksheet

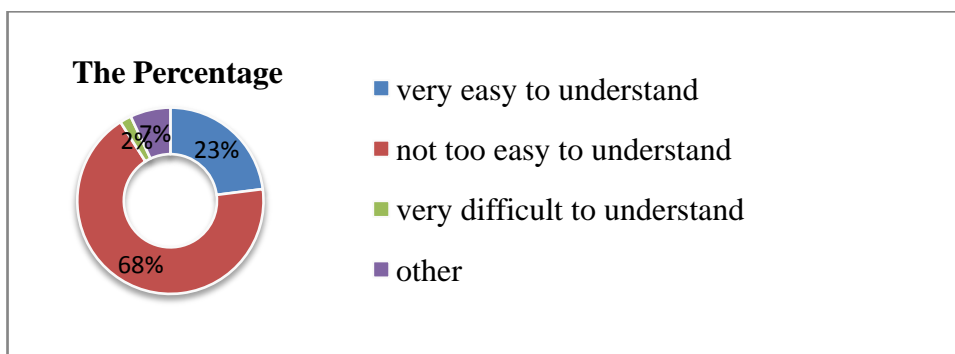
Chart 4.18



33 students (62.26%) stated that learning the worksheet increased their knowledge a lot. 15 other students (28.30%) stated that the worksheet increased their knowledge little bit. Another student (1.88%) stated that the worksheet did not increase their knowledge. 4 other students (7.54%) did not study noun phrase yet.

19. Students' Opinion Related to the Ease Level of the Worksheet for Noun Phrase

Chart 4.19

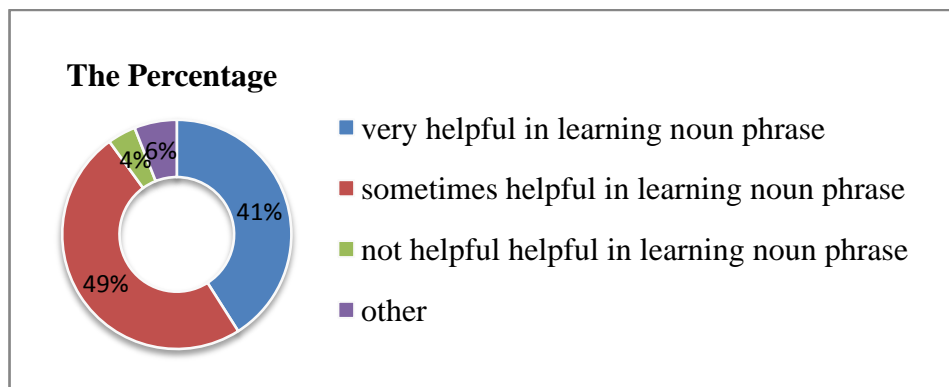


12 students (22.64%) stated that the worksheet for noun phrase was so easy to understand. 36 other students (67.92) also stated that the

worksheet for noun phrase was little bit easy to understand. Another student (1.88%) stated that the worksheet for noun phrase was very difficult to understand. 4 other students (7.54%) did not study noun phrase yet.

20. Students' Opinion Related to the Usefulness of the Worksheet in Learning Noun Phrase

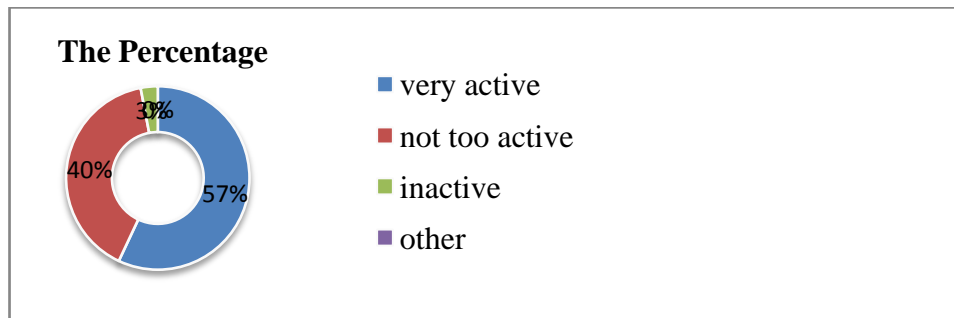
Chart 4.20



22 students (41.50%) stated that the worksheet was so helpful for students in learning noun phrase. 26 other students (49.05%) stated that the worksheet was sometimes helpful for students in learning noun phrase. 2 other students (3.77%) stated that the worksheet was not helpful for students in learning noun phrase. 3 other students (5.66%) had no idea.

21. Students' Response Related to Their Diligence in Learning the Worksheet

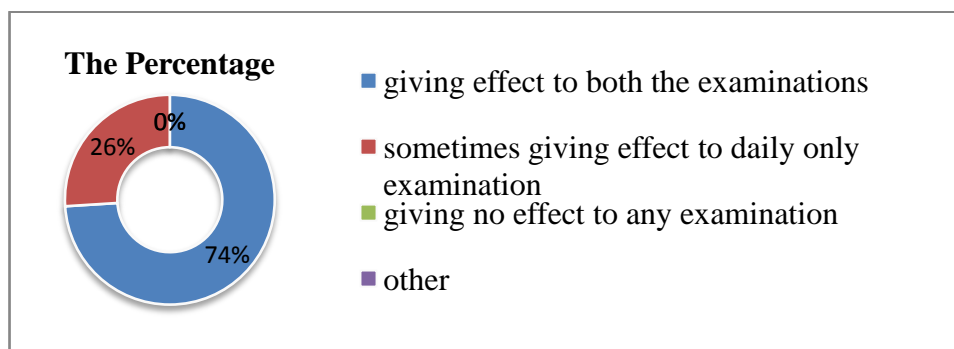
Chart 4.21



30 students (56.60) stated that they were very active in learning the material in the worksheet. 21 other students (39.62%) were little bit active in learning the material in the worksheet. 2 other students (3.77%) were not active in learning the material in the worksheet.

22. Students' Opinion Related to the Effect of the Worksheet toward the Students' Grade in Daily and General Examination

Chart 4.22

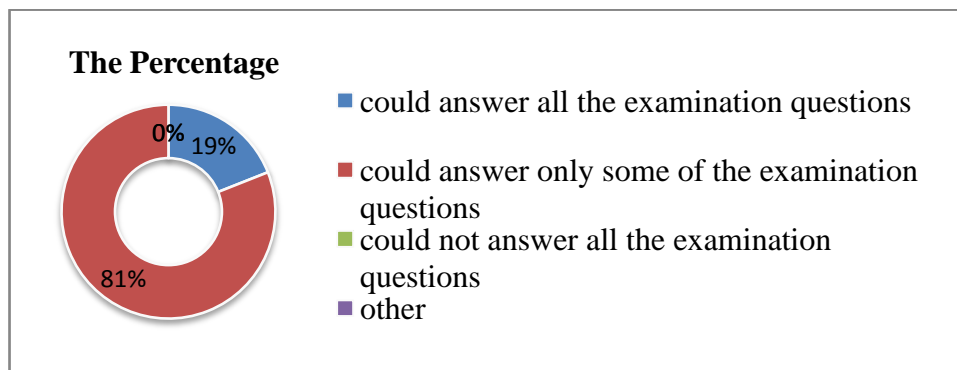


39 students (73.58%) stated that the worksheet gave effect to the students' grade in daily and general examination. 14 other students

(26.41%) stated that the worksheet gave effect to only some of the students' grade in daily and general examination.

23. Students' Response Related to Their Ability to Answer the Questions of the Examination in the Worksheet

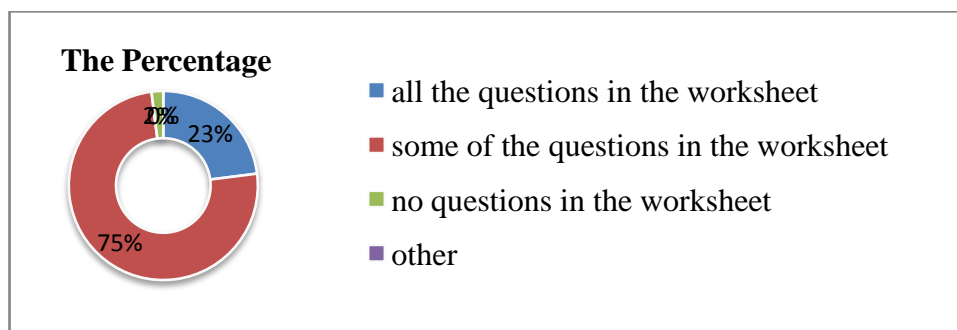
Chart 4.23



10 students (18.86%) stated that they could answer the questions in the examination. 43 other students (81.13%) could answer only some of the questions in the examination.

24. Students' Response Related to Their Ability in Answering the Questions of the Examination

Chart 4.24

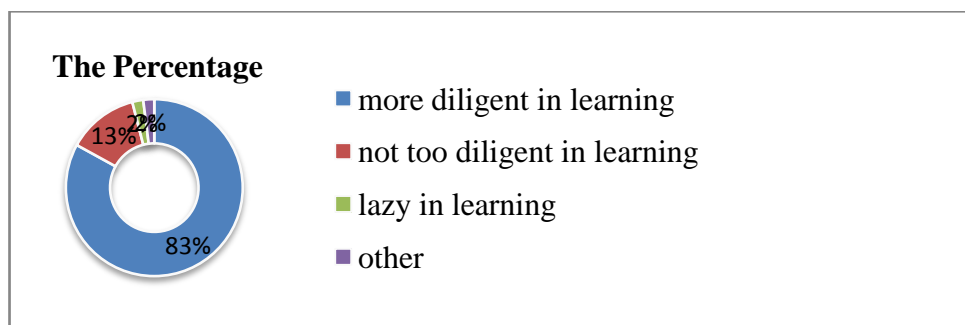


12 students (22.64) stated that the questions in examination were also same with the questions in the worksheet. 40 other students (75.47%)

stated that the questions in examination were also same with only some of the questions in the worksheet. Another student (1.77%) stated that the questions in examination were not the questions in the worksheet.

25. Students' Response Related to Their Diligence in Learning by Using the Worksheet

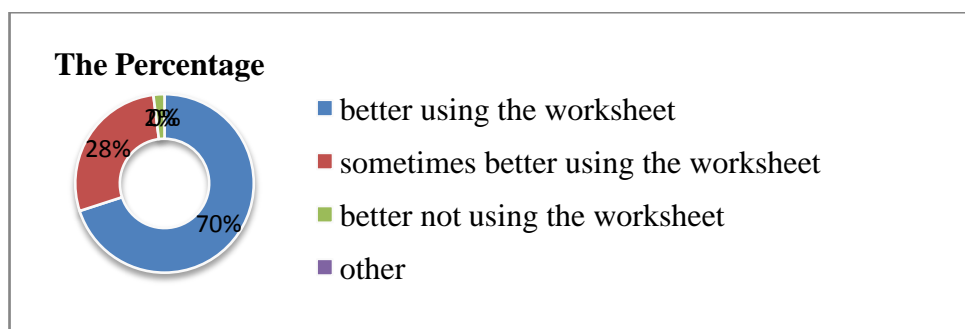
Chart 4.25



44 students (83.01%) stated that they were more and more diligent in learning using the worksheet. 7 other students (13.20%) were not too diligent in learning using the worksheet. Another student (1.77%) was lazy in learning using the worksheet. Another student (1.77%) was more enthusiastic in learning using the worksheet.

26. Students' Response Related to Their Absorption toward the Material Using the Worksheet

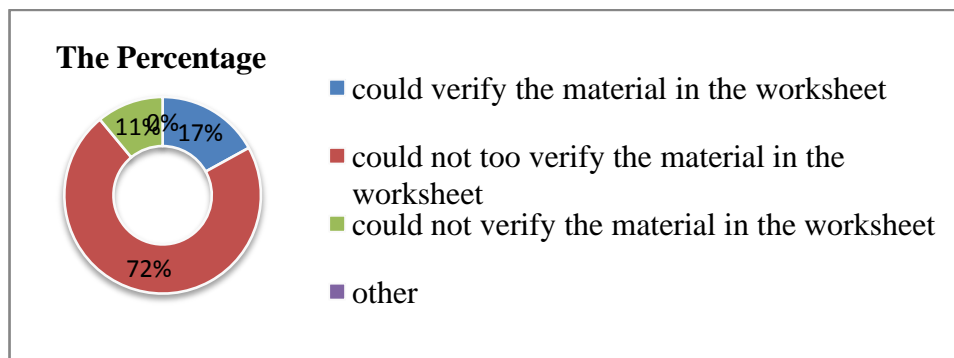
Chart 4.26



37 students (69.81%) that it was better to use the worksheet. 15 other students (28.30%) stated that it was sometimes better to use the worksheet in learning. Another student (1.77%) also stated it was not better to use the worksheet in learning.

27. Students' Response Related to Their Ability in Verifying the Material in the Worksheet

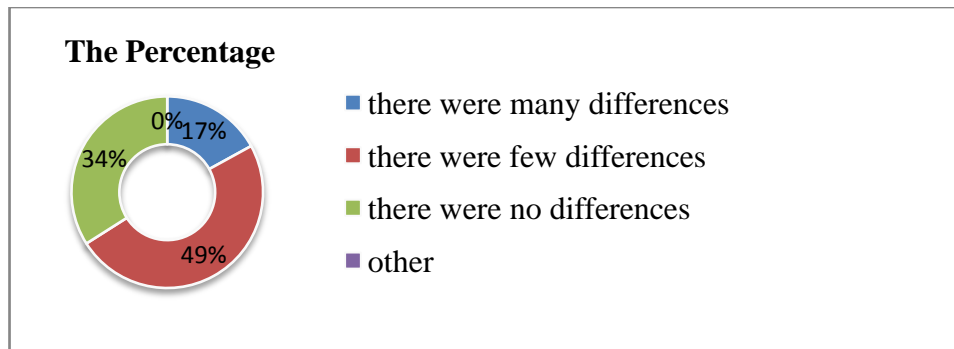
Chart 4.27



9 students (16.98%) stated that they could verify the material in the worksheet. 38 other students (71.69%) could verify the material in the worksheet little bit. 6 other students (11.32%) could not verify the material in the worksheet.

28. Students' Opinion Related to the Differences of Understanding toward the Material Taught between Using the Worksheet and without the Worksheet

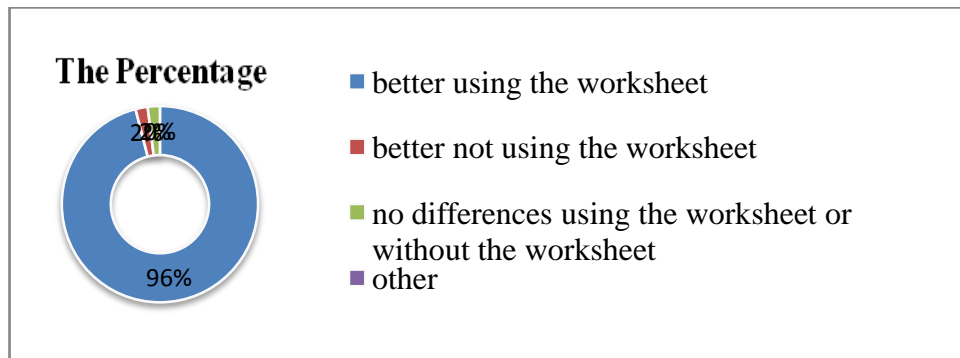
Chart 4.28



9 students (16.98%) stated that there were many differences of understanding toward the material taught between using the worksheet and without the worksheet. 26 other students (49.05%) stated that there were few differences of understanding toward the material taught between using the worksheet and without the worksheet. 18 other students (33.96%) stated that there were no differences of understanding toward the material taught between using the worksheet and without the worksheet.

29. Students' Response Related to Their Material Understanding toward Using the Worksheet and without Worksheet

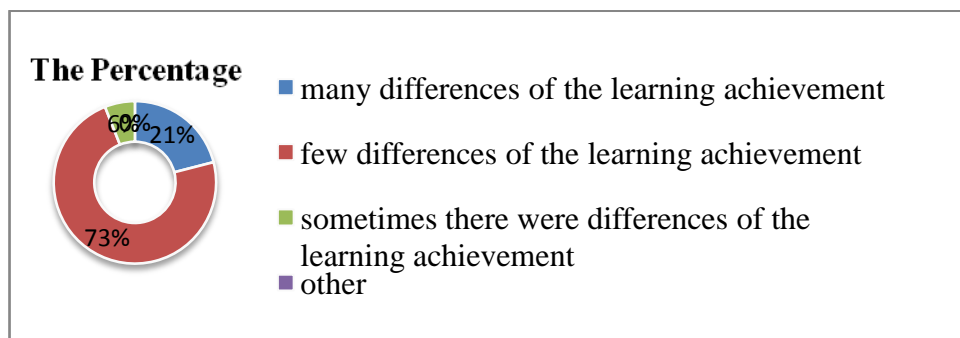
Chart 4.29



51 students (96.22%) stated that it was better using the worksheet in understanding the material. Another student (1.77%) stated that it was not better using the worksheet in understanding the material. Another student (1.77%) stated that there were no differences in understanding the material using the worksheet or without the worksheet.

30. Students Opinion Related to the Differences of the Learning Achievement between Using the Worksheet and Without the Worksheet

Chart 4.30



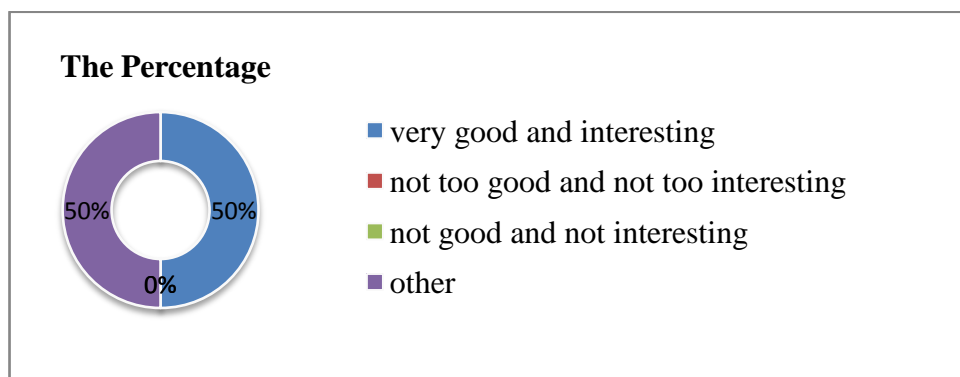
11 students (20.75%) stated that there were many differences of the learning achievement using the worksheet. 39 other students (73.58%) stated that there were few differences of the learning achievement using the worksheet. 3 other students (5.66%) stated that sometimes there were differences of the learning achievement using the worksheet.

C. The Lecturers' Response Related to the Worksheet

The data of the lecturers' needs, opinions, and responses can be seen in the following charts.

1. Lecturers' Response Related to the Worksheet

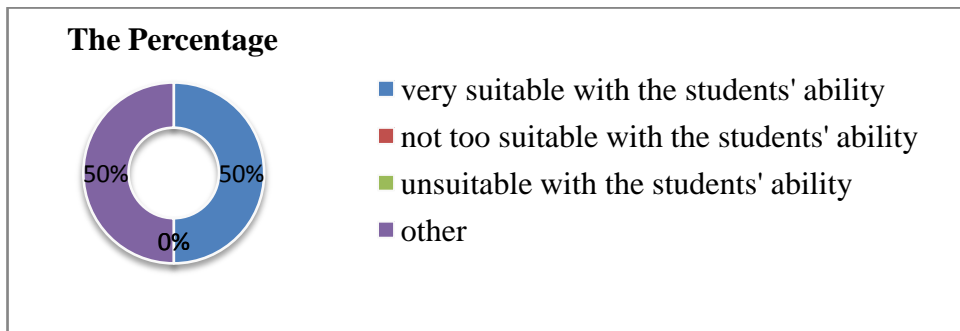
Chart 4.31



A lecturer stated that the worksheet was so good and interesting. Another lecturer did not use the worksheet yet.

2. Lecturers' Opinion Related to the Suitability between the Material in the Worksheet with the Students' Ability Level

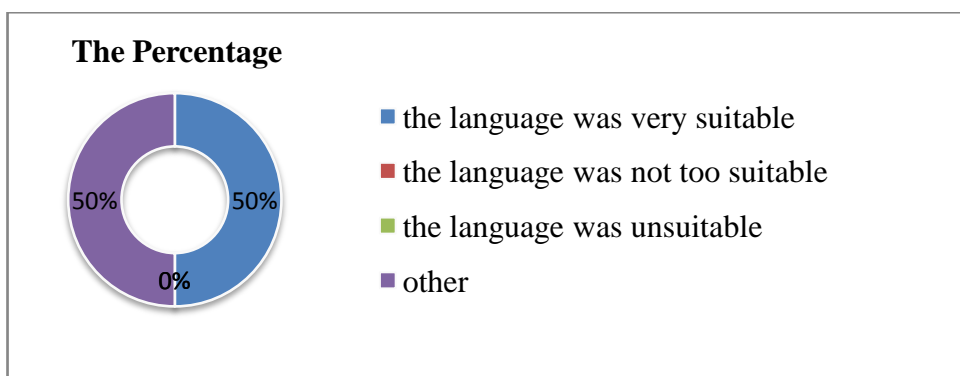
Chart 4.32



A lecturer stated that the material in the worksheet was suitable with the students' ability level. Another lecturer had no idea about the worksheet.

3. Lecturers' Opinion Related to the Suitability between the Language of the Worksheet with the Students' Growth.

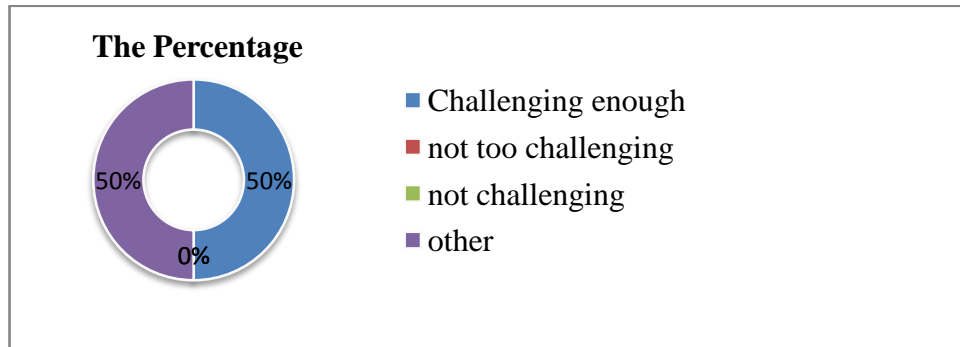
Chart 4.33



A lecturer stated that the language used in the worksheet was so suitable with the students' growth. Another lecturer had no idea about the worksheet.

4. Lecturers' Opinion Related to the Challenging Level of the Worksheet


Chart 4.34



A lecturer stated that the worksheet was so challenging enough. Another lecturer had no idea about the worksheet.

5. Lecturers' Opinion Related to the Balance between Something New and Something Old Known by the Students

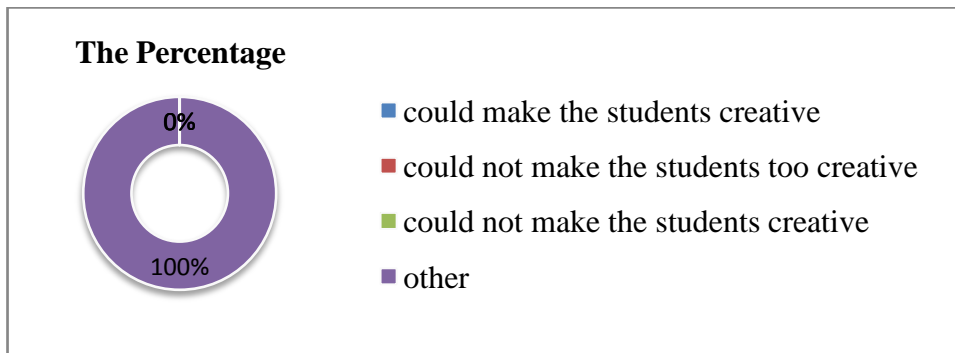
Chart 4.35



A lecturer stated that something new and something old known by the students were balanced. Another lecturer had no idea about the worksheet.

6. Lecturers' Opinion Related to the Students' Creativity when Learning the Worksheet

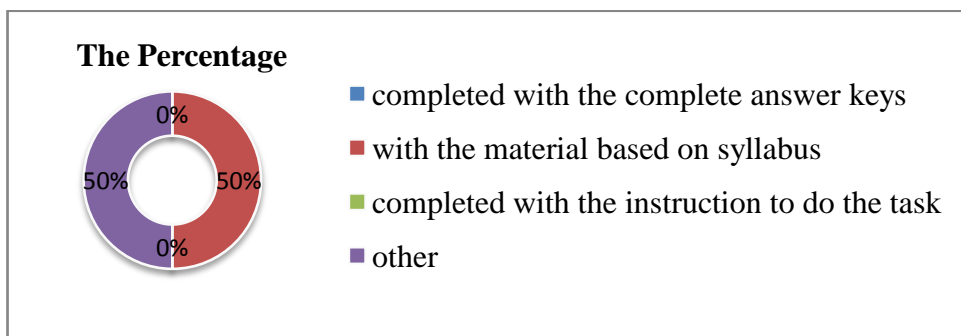
Chart 4.36



A lecturer stated that the worksheet could make the students creative enough in learning and another lecturer had no idea about the worksheet.

7. Lecturers' Opinion Related to the Appropriate Worksheet for the Students

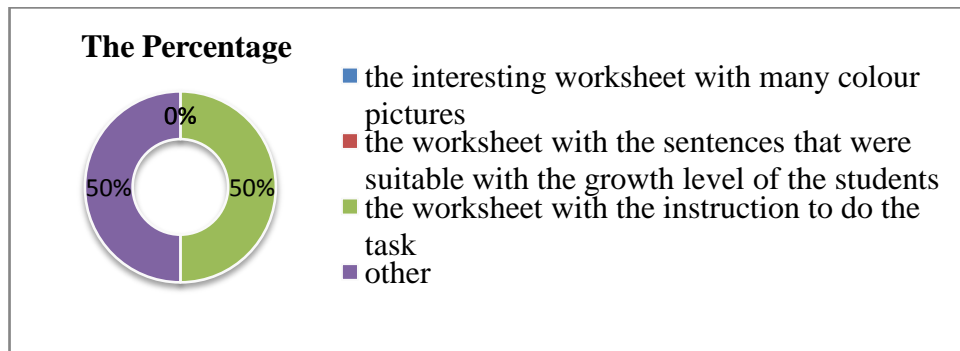
Chart 4.37



A lecturer stated that the worksheet should agree with the syllabus. Another lecturer stated that the worksheet should be completed with complete answer keys, the worksheet should agree with the syllabus, and the worksheet should be completed with the brief instruction for the lecturers toward the students.

8. Lecturers' Need Related to the Interesting Worksheet for Teaching Learning Process

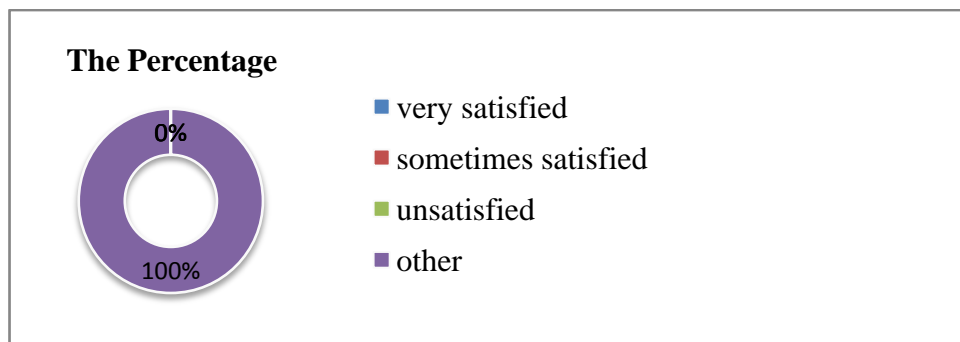
Chart 4.38



All the lecturers stated that the worksheet should be completed with the brief instructions for understanding the material and the way to answer the questions in the worksheet.

9. Lecturers' Opinion Related to the Satisfaction for the Lecturers and the Students Using the Worksheet

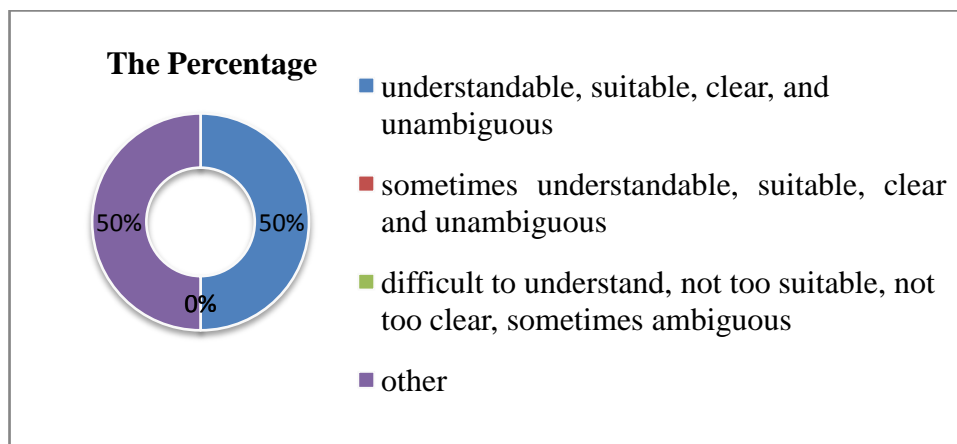
Chart 4.39



A lecturer stated that the lecturers and the students were satisfied about the worksheet and another lecturer had no idea about the worksheet.

10. Lecturers' Opinion Related to the Understanding, Suitability, Clarity, and Ambiguity Level of the Worksheet

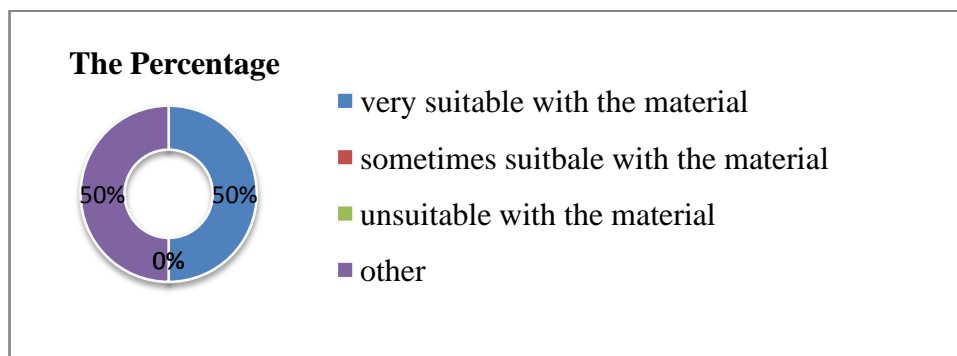
Chart 4.40



A lecturer stated that the worksheet was very understandable suitable brief and unambiguous for the lecturers and the students. Another lecturer had no idea about the worksheet.

11. Lecturers' Opinion Related to the Suitability between the Questions in the Worksheet with the Material

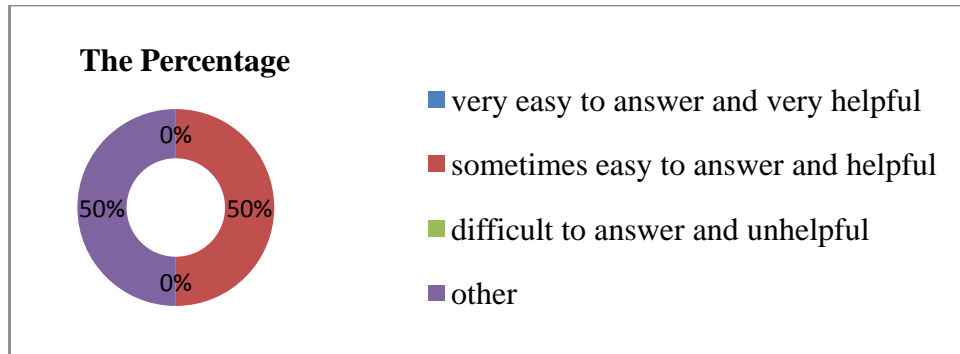
Chart 4.41



A lecturer stated the questions in the worksheet were very suitable with the material. Another lecturer had no idea about the worksheet.

12. Lecturers' Opinion Related to the Ease of the Questions in the Worksheet for the Students to Answer and for the Lecturers to Teach the Material

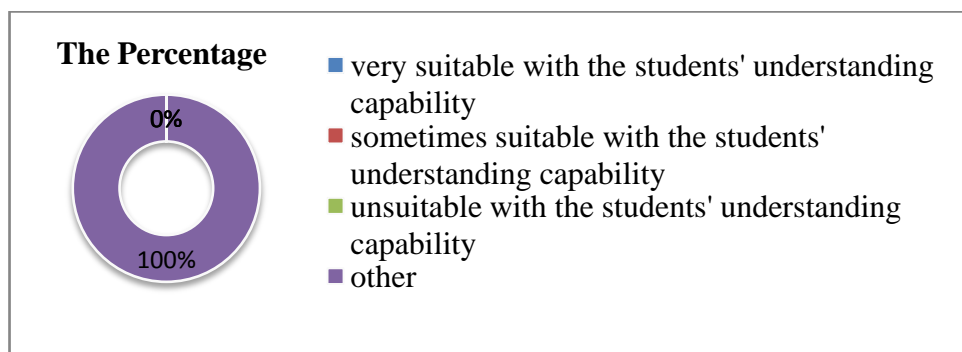
Chart 4.42



A lecturer stated that the questions sometimes could be easy to answer by the students and the material could be easy to teach by the lecturers. Another Lecturer had no idea about the worksheet.

13. Lecturers' Opinion Related to the Suitability Level between the Types of the Question in the Worksheet with the Understanding Level of the Students


Chart 4.43



A lecturer stated that the types of the question in the worksheet were suitable enough with the understanding level of the students and another lecturer had no idea about the worksheet.

14. Lecturers' Opinion Related to the Suitability between the Types of the Question in the Worksheet with the Lecturers' Need for Teaching

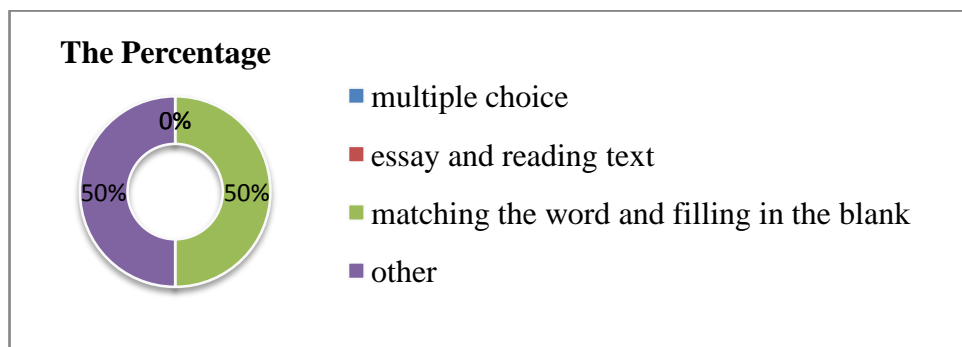
Chart 4.44



A lecturer stated that the types of the questions in the worksheet were very suitable with the lecturers' need for teaching. Another lecturer had no idea about the worksheet.

15. Lecturers' Need Related to the Types of the Question in the Worksheet

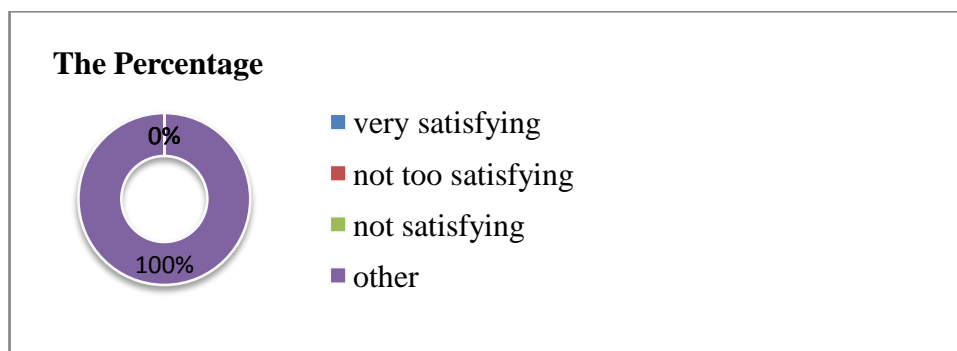
Chart 4.45



A lecturer stated that the types of the question needed in the worksheet should be matching the word, filling in the blank, and multiple choice. Another lecturer had no idea about the worksheet.

16. Lecturers' Opinion Related to the Satisfaction for the User toward the Worksheet

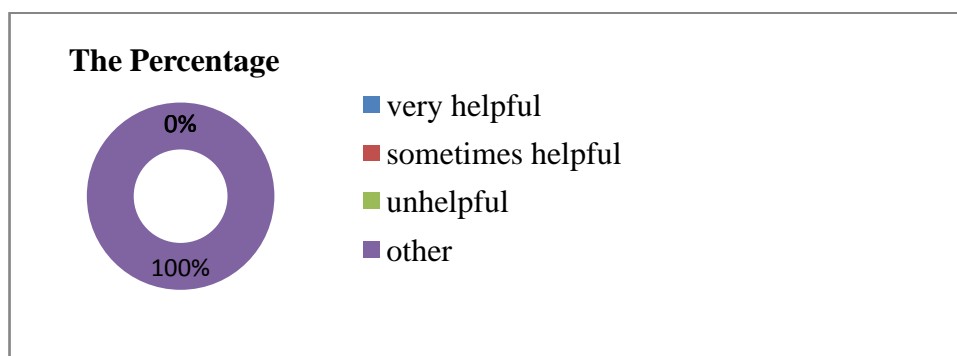
Chart 4.46



A lecturer stated that the worksheet was satisfying for the users and another lecturer had no idea about the worksheet.

17. Lecturers' Opinion Related to the Usage of the Worksheet

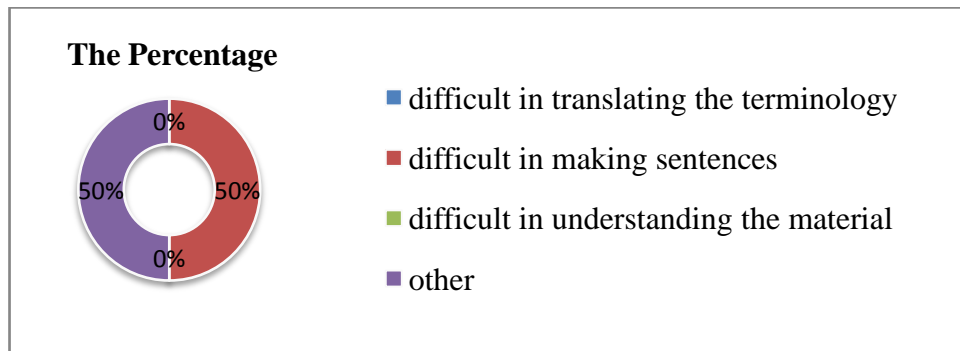
Chart 4.47



A lecturer stated that the worksheet was helpful enough and another lecturer had no idea about the worksheet.

18. Lecturers' Opinion Related to the Difficulty of the Worksheet for the Students in Understanding the Material

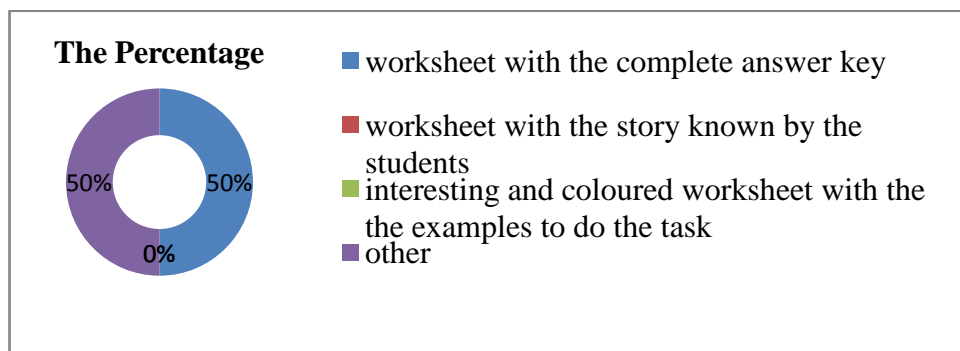
Chart 4.48



A lecturer stated that the difficulty faced by the student was to make sentences based on the available pictures in the worksheet. Another lecturer had no idea about the worksheet.

19. Lecturers' Need Related to the Ease of the Worksheet to Understand

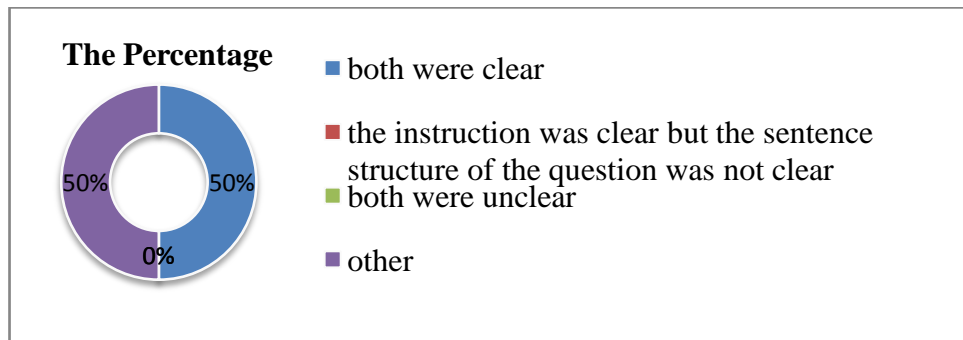
Chart 4.49



A lecturer stated that the worksheet that was easy to understand should be with the complete answer keys and suitable with the syllabus. Another lecturer (50%) said that the worksheet that was easy to understand should be with the complete answer keys.

20. Lecturers' Opinion Related to the Instructions and the Sentence Structure in the Worksheet


Chart 4.50



A lecturer stated that both the instructions and the sentence structure in the worksheet were very clear. Another lecturer had no idea about the worksheet.

21. Lecturers' Opinion Related to the Use of the Sentence in the Worksheet

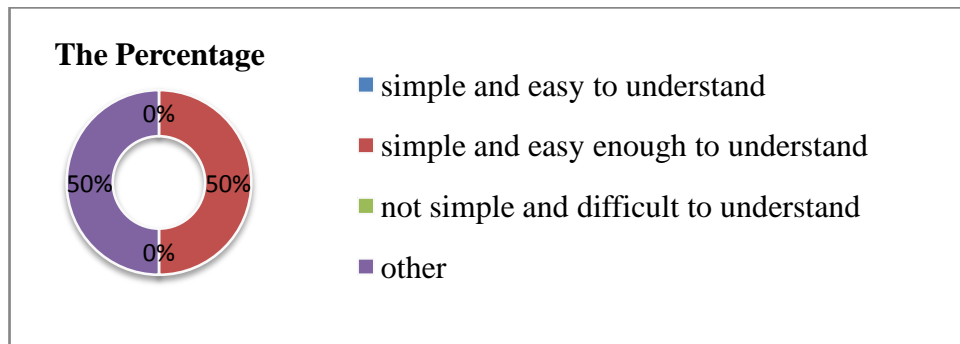
Chart 4.51



A lecturer stated that the sentences used in the worksheet were unambiguous. Another lecturer had no idea about the worksheet.

22. Lecturers' Opinion Related to the Use of the Simple Sentence in the Worksheet

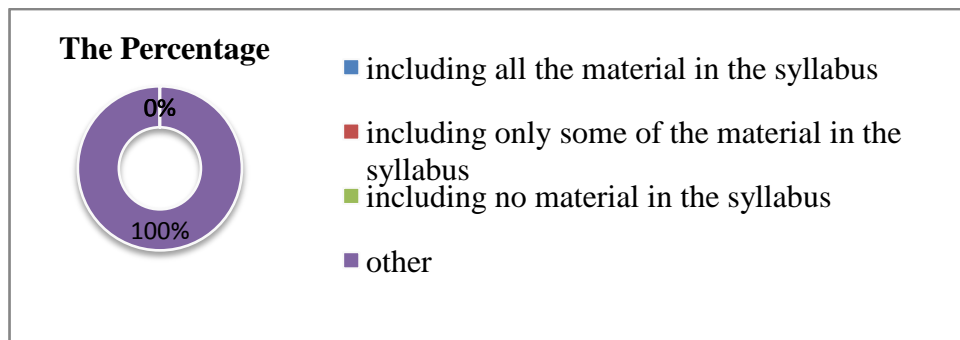
Chart 4.52



A lecturer stated that the sentences used in the worksheet were simple and understandable enough for the students. Another lecturer had no idea about the worksheet.

23. Lecturers' Opinion Related to the Material Used in the Worksheet Included in Syllabus

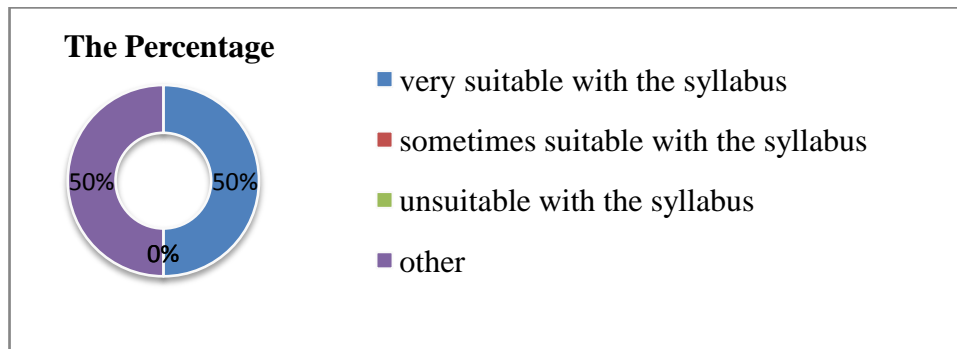
Chart 4.53



A lecturer stated that some materials used in the worksheet were included in the syllabus and another lecturer had no idea about the worksheet.

24. Lecturers' Opinion Related to the Suitability between Learning Indicator in the Worksheet with the Syllabus

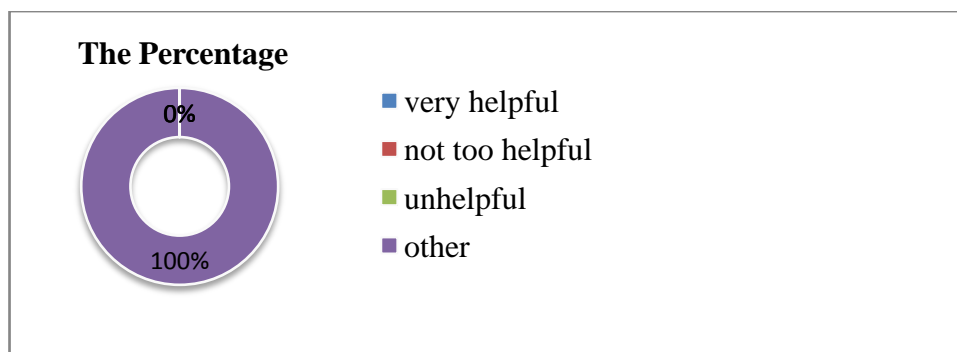
Chart 4.54



A lecturer stated that the learning indicator in the worksheet was very suitable with the syllabus. Another lecturer had no idea about the worksheet.

25. Lecturers' Opinion Related to the Usage of Material in the Worksheet for the Students to Achieve the Learning Goals

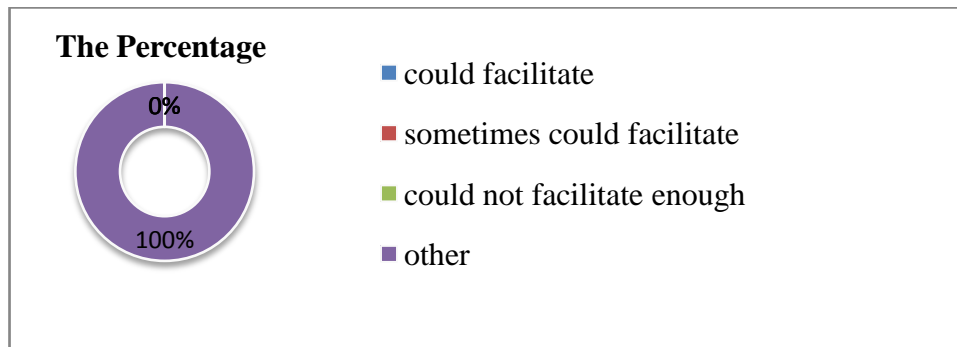
Chart 4.55



A lecturer stated that the material in the worksheet was helpful enough for the students in achieving the learning goals and another lecturer had no idea about the worksheet.

26. Lecturers' Opinion Related to the Use of the Worksheet to Facilitate the Students in Understanding Based on the Students' Knowledge

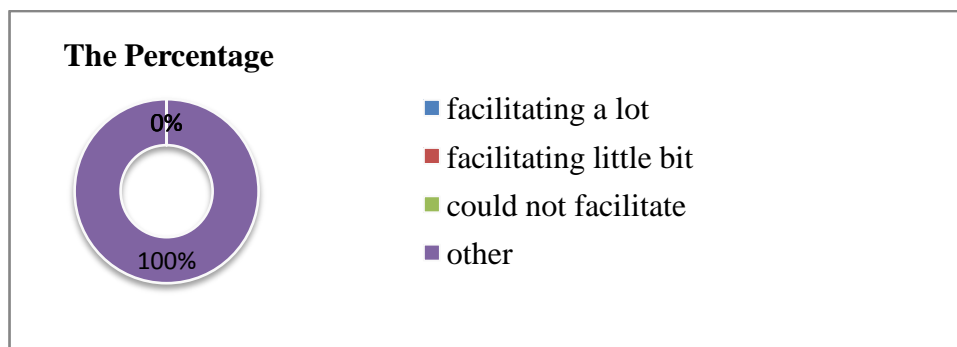
Chart 4.56



A lecturer stated that the worksheet could facilitate the students in understanding and another lecturer had no idea about the worksheet.

27. Lecturers' Opinion Related to the Use of the Worksheet to Facilitate the Students in Gaining the Information Needed to Solve the Problem

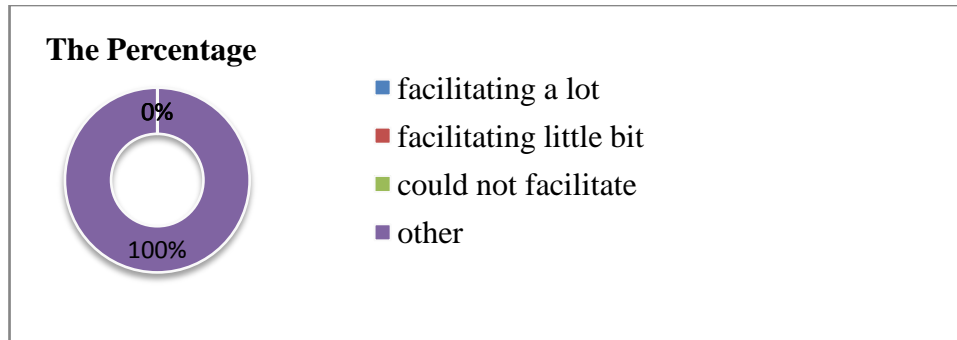
Chart 4.57



A lecturer stated that the worksheet could facilitate the students in gaining information needed to solve the problems and another lecturer had no idea about the worksheet.

28. Lecturers' Opinion Related to the Use of the Worksheet to Facilitate the Students in Solving the Problem in Structure Subject by Their Own Way

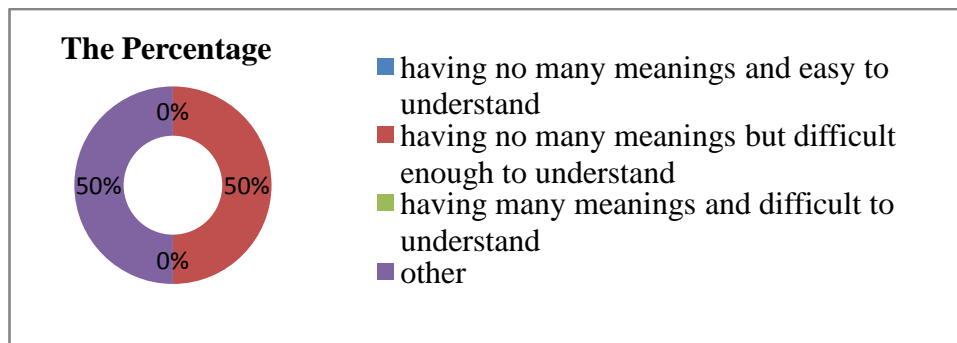
Chart 4.58



A lecturer stated that the worksheet could facilitate the students in solving the problems in Structure subject by their own way and another lecturer had no idea about the worksheet.

29. Lecturers' Opinion Related to the Concept Used in the Worksheet


Chart 4.59



A lecturer stated that the concept used in the worksheet did not include many meanings and was easy to learn. Another lecturer had no idea about the worksheet.

30. Lecturers' Opinion Related to the Efficiency of the Examples in the Worksheet Based on the Noun Phrase Arrangement to Increase the Students Understanding

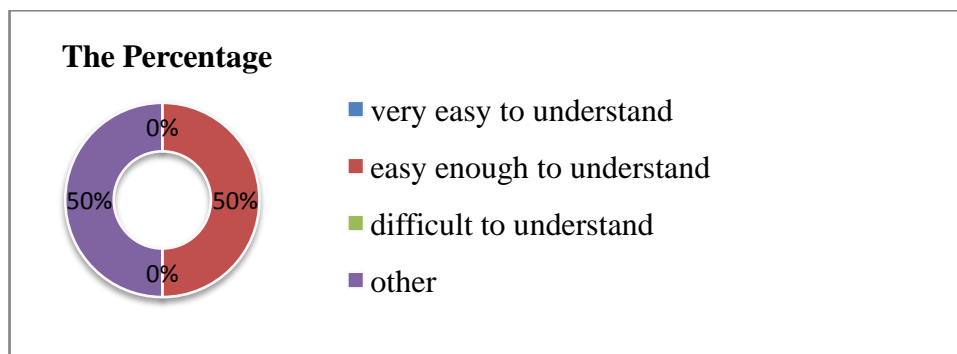
Chart 4.60



A lecturer stated that the examples in the worksheet were efficient in increasing the students' understanding. Another lecturer had no idea about the worksheet.

31. Lecturers' Opinion Related to the Ease of the Existing Worksheet in Understanding

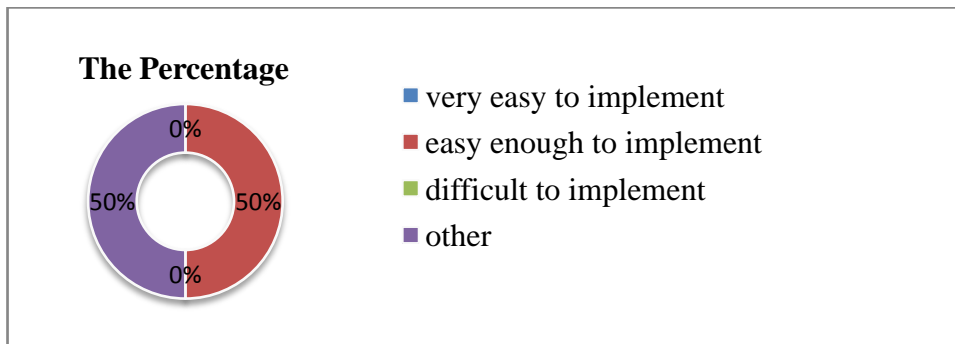
Chart 4.61



A lecturer stated that the existing worksheet in campus was understandable enough. Another lecturer had no idea about the worksheet.

32. Lecturers' Opinion Related to the Implementation of the Worksheet in Teaching Learning Process

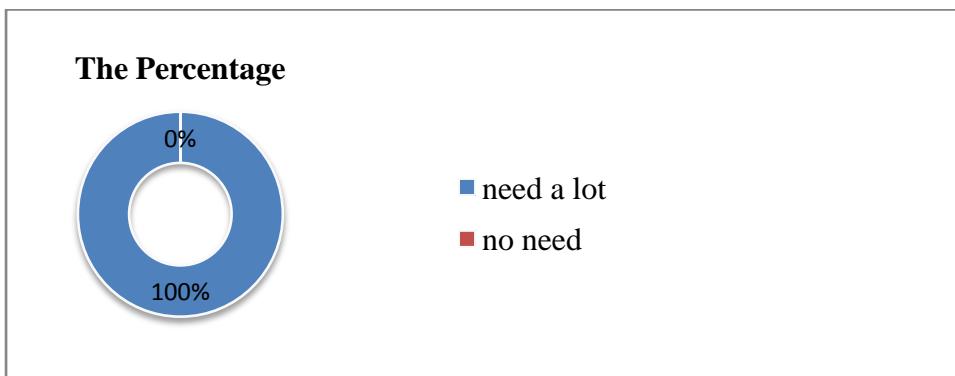
Chart 4.62



A lecturer stated that the worksheet was so easy to implement in teaching learning process. Another lecturer had no idea about the worksheet.

33. Lecturers' Opinion Related to the Need of Producing the Worksheet

Chart 4.63



All the lecturers stated that producing the worksheet that was suitable with the lecturers' and the students' need is needed.

D. The Results of Interview Data

Here were the interview results that were done to the some students related to the questionnaires.

1. Students' response related to th worksheet

In responding their answer, they said that because the material was too complicated to learn, the material was difficult to understand, it was already adequate enough to learn, the material was challenging enough to learn, and the material was complete enough.

2. Students' response related to the use of worksheet

In responding their answer, two students said that because the material in of the worksheet was difficult, other students said thatthe material was also less detail in explanation,the material was too complicated, and the material was too general.

3. Students' opinion related to their interest to the worksheet used in campus

In responding their answers, they said that because the questions were suitable with the explanation of the examples, the questions were little bit easy and simple, the questions were difficult and complicated, the colors were only black and white, then it was not too interesting to learn, and the questions were not complicated and rather easy.

4. Students' opinion related to their interest in learning noun phrase using the worksheet

In responding their answers, three students said that because the worksheet was useful to help them in understanding noun phrase, the other students said thatthe material lacked of the explanation and the material was too difficult to understand.

5. Students' response related to their difficulties in learning using the worksheet

In responding their answers, three students said that because the questions which were given were rather different from the examples. Other students said that many words were difficult to understand and the pictures were blur and the colors were black and white.

6. Students' opinion related to the understandable worksheet

In responding their answers, three students said that because if there were many examples, it would be easier to understand. Another student said that because with color, it could make the material interesting and easy to understand.

7. Students' opinion related to the interesting and understandable worksheet

In responding their answers, four students said that because it was easier to understand the material. Another student said that if the instruction was not clear, then it would be confusing in doing the task.

8. Students' opinion related to the available worksheet

In responding their answers, four students said that because the questionnaires were rather difficult. Another student said that because it could help in understanding the material deeper.

2. Students' opinion related to the suitability between questions in the worksheet with the material

In responding their answers, two students said that because the questions were rather different with the examples. Other students said that it was

suitable with the material and the questions were more difficult than the examples in the material.

3. Students' opinion related to the suitability between questions in the worksheet with the students' need

In responding their answers, two students said that because the questions were suitable with the examples, and two other students said that because the questions were suitable with the need. Another student said that sometimes the questions were different with the examples, so the questions were less suitable with the need.

4. Students' opinion related to the wanted questions in the worksheet

In responding their answers, two students said that because it was interesting to answer, and three students said that it was rather easy to answer.

5. Students' opinion related to the similarity between the questions in the worksheet with the questions in the exam

In responding their answers, two students said that because there were no differences, and three students said there were little bit differences.

6. Students' opinion related to the difficulty level of the questions in the worksheet

In responding their answers, three students said that because the questions were little bit different with the examples. Other students said that because it was more complex, so it was difficult and it was rather complicated.

7. Students' opinion related to their ability in answering the questions in the worksheet

In responding their answers, all students said that because it was difficult enough to answer.

8. Students' opinion related to the interest level of the questions in the worksheet to answer

In responding their answers, two students said that because they were rather challenged to answer and three students said that because there were many difficult questions to answers.

9. Students' response toward the worksheet completing their need

In responding their answers, two students said that because the material was complete. Other students said that because the material was suitable enough, it was less from the expectation, and it was adequate enough.

10. Students' opinion related to the suitability between the worksheet with the students' need

In responding their answers, three students said that it was suitable enough with their needs. Other students said that because only some of them were suitable and there were many expectations that were not completed.

11. Students' opinion related to their understanding noun phrase after learning the worksheet

In responding their answers, they said that because the material was little bit easy to understand, it could increase the understanding of the material

effectively, it was still difficult to understand, the material was still less for noun phrase, and it was very helpful.

12. Students' opinion related to the ease level of the worksheet for noun phrase

In responding their answers, three students said that because the material was difficult enough. Other students said that because the questions were too complicated and the material was simple to understand.

13. Students' opinion related to the usefulness of the worksheet in learning noun phrase

In responding their answers, two students said that because it was helpful enough in understanding the material. Other students said that because it was not still suitable with the expectation, there were still many materials that could not be understood, and the material in the worksheet was rather more detail.

14. Students' response related to their diligence in learning the worksheet

In responding their answers, three students said that because it was difficult to understand, then they were little bit active. Other students said that it was difficult and rather challenging to do the task and if the material was easy, then they would be active to do the task in the worksheet.

15. Students' opinion related to the effect of the worksheet toward the students' grade in daily and general examination

In responding their answers, two students said that because it was helpful enough in understanding, two students said that because it affected enough

in the exam. Another student said that because there were still the differences of the questions in the exam, so the student could not answer all of the questions.

16. Students' response related to their ability to answer the questions of the exam in the worksheet

In responding their answers, four students said that because the questions were rather difficult. Another student said that because it could increase in understanding the material, so the student could answer the questions in the exam.

17. Students' response related to their ability in answering the questions of the exam

In responding their answers, three students said that because the questions were different with the exam and two students said that because the questions were same with the exam.

18. Students' response related to their diligence in learning by using the worksheet

In responding their answers, three students said that because they had to increase the understanding. Other students it was very helpful to understand the material and sometimes there were the differences with the questions in the worksheet.

19. Students' response related to their absorption toward the material using the worksheet

In responding their answers, two students said that because if the material in the worksheet was easy to understand, then it would be better. Other students said that because the material in the worksheet was easy to understand, sometimes some of the questions were difficult, and the worksheet could give the complete material.

20. Students' response related to their ability in verifying the material in the worksheet

In responding their answers, two students said that because they could not understand well and three students said that because the material was rather difficult.

21. Students' opinion related to the differences of understanding toward the material taught between using the worksheet and without the worksheet

In responding their answers, two students said that because it was same. Other student said that because there was still the unsuitability, sometimes there were the different discussion, and using the worksheet was more directed in explaining the material.

22. Students' response related to their material understanding toward using the worksheet and without the worksheet

In responding their answers, four students said that because the material was detail enough. Another student said that using the worksheet was more guided.

23. Students' opinion related to the differences of the learning achievement between using the worksheet and without the worksheet

In responding their answers, three students said that because it rather increased in understanding. Other students said that because because the material in the worksheet was complete and easy to understand and still could not understand in increasing the achievement.